

Who will take the
phonics check?

Why are you doing the
check?

What does the check
look like?
What does my child have
to do?

When will it happen?

What next?

Who will take the
phonics check?

All children in
Year 1

When will it happen?

In the first week of
June.

Why are you doing the
check?

It's a statutory requirement
that it is completed and the
results submitted to OCC.

What next?

- they will continue to learn
phonics and receive support
- if a child doesn't pass, they
will re-take it next year

Language we use

Phonics – a method of teaching children to read and spell using the sounds that words are made up of.

Phoneme – an individual sound made up of one or more letters

Grapheme – the written version of a phoneme

Digraph – two letters working together to make one sound e.g. sh, ee, oi

Trigraph – three letters working together to make one sound e.g. igh

Split vowel digraph – two letters working together but split by another letter

Blending – putting the pure sounds together to read a word (reading)

Segmenting – hearing each individual sound and using that to write (spelling)

b c r a

sh ll ai ow

igh

b a k e

Section 1

shop

yell

peel

check

What does the check
look like?
What does my child have
to do?

1. Real words

Section 2

label


vanish

blossom


thankful

Section 1

sut




yad



dop



uct




What does the check
look like?
What does my child have
to do?


2. Alien words

Section 2


brend



throst



stret




spraw




Your turn!

drell



strip

meast



scraps

zome



trails

How can I help at home?

1. Read regularly and encourage children to “sound words out” using pure sounds.
2. When writing, encourage your child to “use their phonics” to sound out words to write. It often helps to “use your phonic fingers”
3. Use flashcards to help children automatically recognise individual letters as sounds (i not l for example), digraphs and trigraphs
4. Make up words that children can sound out using their phonics
5. Play games with the words e.g. ask children to tell you an alien word. Both write it down, compare and discuss e.g. stroc, strock or strok?
6. Phonics Play has some free resources <https://www.phonicsplay.co.uk> and we are putting additional optional activities on Ed Shed
7. Don't worry!

Any Questions?