




Year 5&6 Homework Grid Spring 2026

Like last term, please **complete a minimum of 2 homework tasks by the February half term and 4 by Easter**.. We will be regularly checking and providing opportunities for you to bring these in and share them with the class. Feel free to take photos and email online pieces to us too if that is easier.

Mrs Osler, Mrs Tite, Ms Sambrook and Mrs Maclean

<p>Make a fact file about a famous river in the UK.</p>	<p>Create a crossword using key vocabulary on Forces. Force, Gravity, Mass, Weight, Friction, Resistance, push and pull, attract, measure</p>	<p>Go on a nature walk in your local area. Take photographs or record what you find (tally chart or drawings ect). What physical or human features will you come across?</p>	<p>Make your own weather gauge: Make your own rain gauge - Met Office Make your own rain gauge - Met Office</p> 
<p>Make a model of a river. You could use clay or modelling materials, natural materials or your own choice. Try to add other details to your model. Trees, bushes etc.</p> 	<p>Find out 5 tips for electrical safety. Design a poster to show how to be safe around electricity.</p>	<p>Write an adventure story featuring a river. Make sure it has exciting events and language to keep the reader engaged throughout!</p>	<p>Measure the rainfall (over a week) and present your findings in a graph.</p> 
<p>Plan a holiday in the UK identifying the key geographical features of the area, both human and physical</p>	<p>Do your own research about one form of non-renewable power and create a spider diagram all about it.</p>	<p>Draw or paint a picture of a river scene. You could use water colours or try a different style of painting</p>	<p>Draw a diagram or representation of the journey of a river from source to the sea. Pick one of the famous rivers in the world and map its journey.</p>